

# ROTO CLEAR

Remote view with  
RotoClear **VISION**




# ROTO CLEAR VISION



A clear view of the production processes under the toughest milling conditions. The spinning window is an approved system to keep inspection window clean and thus to ensure continuous control of work flow. Rotoclear is suitable for all kinds of metal cutting machines such as turning centers, milling machines, including machining centers and test stands.

A rotating disc flings off striking coolants and cuttings, whether water-soluble or water-insoluble. This enables the operator to have a clear view into the processing area at all times – thus guaranteeing safety according to the applicable safety regulations.

# ROTO CLEAR **VISION**



The Wi-Fi camera for wireless monitoring of your machine tools working space. Integrated in Rotoclear, the camera always has a clear view into the machine – just like you. The camera's head is adjustable, so you can focus on the important details of the process.

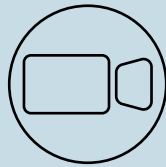
You can connect to the camera with any Wi-Fi enabled device. Either log in directly on the camera's access point or you can easily integrate the camera into your corporate network.

The camera is available as a complete package. It is attached to the integrated connector of Rotoclear and simultaneously powered by it.

# ROTO CLEAR VISION



Fully integrated in  
Rotoclear S3



SVGA, VGA, QVGA,  
Full screen, max. 16fps



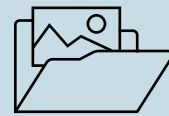
Wireless transmission  
via Wi-Fi



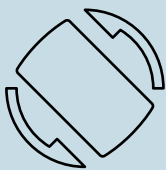
Connection to internal  
access point or integration  
to company Wi-Fi



Power supply  
through Rotoclear  
No connection necessary  
No software necessary



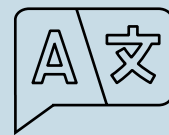
Recording of stills  
and video



Rotation of image in  
90° steps. Horizontal  
and vertical adjust-  
ment of approx.  $\pm 30^\circ$



Integrated online  
update feature



Multiple language support,  
now in German and English

# ROTO CLEAR **VISION**

## Rotoclear Vision

Remote view with the integrated Wi-Fi camera



The camera can be integrated into Rotoclear by using just two screws.

They also serve as the power supply. The signal is transmitted wirelessly.

# Vision

incl. Rotoclear S3 – Bonding version

The delivery includes all parts needed for installation.

## **Order number: 99803**

Total weight incl. packaging: 5,7 kg

Dimensions: 35x32x14 cm

Included in delivery:

- 1x Rotoclear vision Wi-Fi camera
- 2x Safety glass to protect camera
- 2x screws
- 1x Special-purpose tweezers
- 1x Torx T5 screw driver
  
- 1x Rotoclear S3 – Basic unit (rotor and stator)
- 1x Bonding flange with cover
- 1x Two component adhesive (Teroson MS 9399, 2x25ml)
- 1x Cleaning towel (3M, VHB100)
- 1x Dosing gun for 2C adhesive
- 1x Position template
- 1x Protective hose (2.0m, SPR-PA 17x13)
- 1x Air hose (8,5m, 8 x 1mm)
- 1x Power cable (10m, 2 x 0,75mm<sup>2</sup>)
- 1x Adapter electric-pneumatic (protective hose)
- 1x Hose fitting (US-M 17)
- 2x Pipe fitting (M16 x 1,5/13, 12mm)
- 1x Elbow fitting (M16 x 1,5)
- 1x Primer (Terostat 8519 PU, 10ml)
- 1x Pad (for application of primer)
- 1x Manual de-en
- 1x Gluing manual
- 10x Cylinder bolt (M5x25 TX10 VA super flat head)

## Vision

incl. Rotoclear S3 – Basic unit

The delivery includes only the parts needed to replace your device with a Rotoclear vision.

### **Order number: 99803**

Total weight incl. packaging: 5,7 kg

Dimensions: 35x32x14 cm

Included in delivery:

- 1x Rotoclear vision Wi-Fi camera
- 2x Safety glass to protect camera
- 2x screws
- 1x Special-purpose tweezers
- 1x Torx T5 screw driver
- 1x Rotoclear S3 – Basic unit (rotor and stator)
- 1x Manual de-en
- 10x Cylinder bolt (M5x25 TX10 VA super flat head)

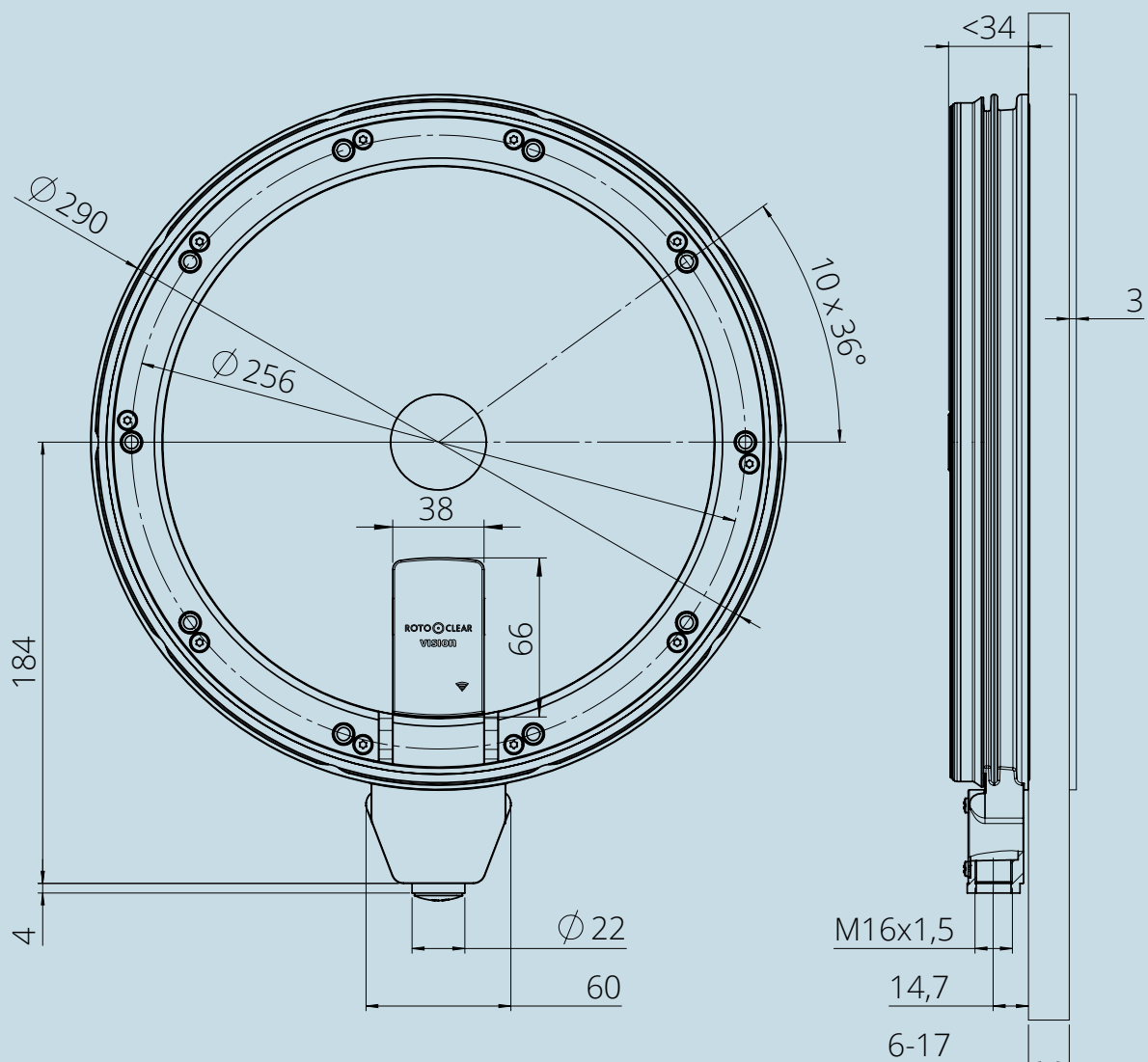


# ROTO CLEAR VISION

## Installation

Nearly every machine can be retrofitted with Rotoclear. It is mounted on the inside of the original machine window. First you will look through the machine window, then through

the device. It has a thickness of 33.5mm. At least 34mm is required on the inside of the machine window, so that the device does not collide when the machine door is opened.





## Accessories

Additionally we offer a pressure gauge and a gate valve to adjust the sealing air directly at the stator. This guarantees

an absolutely tight system with the lowest air consumption possible.

### Pressure gauge

Measurement equipment to check pressure at connecting box

**Order number: 78973**

### Straight Way Valve

For exact adjustment of sealing air

**Order number: 89737**

To adjust the pressure you just need either the gate valve or you can use any commercially available

pressure reducing valve.

For further information please check the [manual](#) on page 11 or the [specifications](#).

## Order

### Sales and distribution

**Markus Reiss**

Phone: +49 6221 506-192

Fax: +49 6221 506-29129

[markus.reiss@rotoclear.com](mailto:markus.reiss@rotoclear.com)

### Development

**Manuel Linnenschmidt**

Phone: +49 6221 506-133

Fax: +49 6221 506-29133

[manuel.linnenschmidt@rotoclear.com](mailto:manuel.linnenschmidt@rotoclear.com)

## Distributors

[www.rotoclear.com/distributors](http://www.rotoclear.com/distributors)

## Delivery times

All our products are usually available from stock and can be delivered within one working week.

Please ask for delivery times for higher quantities separately.

## Shipment and conditions

Prices subject to VAT.

Payment within 30 days net.

EU-wide: Free Delivery (CIP)

World-wide: Delivery ex works including packaging (EXW)

We confirm to provide our services and supplies solely on the basis of our [General Conditions of Sale](#).

No further agreements exist.

Warranty: 1 year from the date of delivery (except wear parts)

Country of origin: Germany

Customs goods number: 76101000

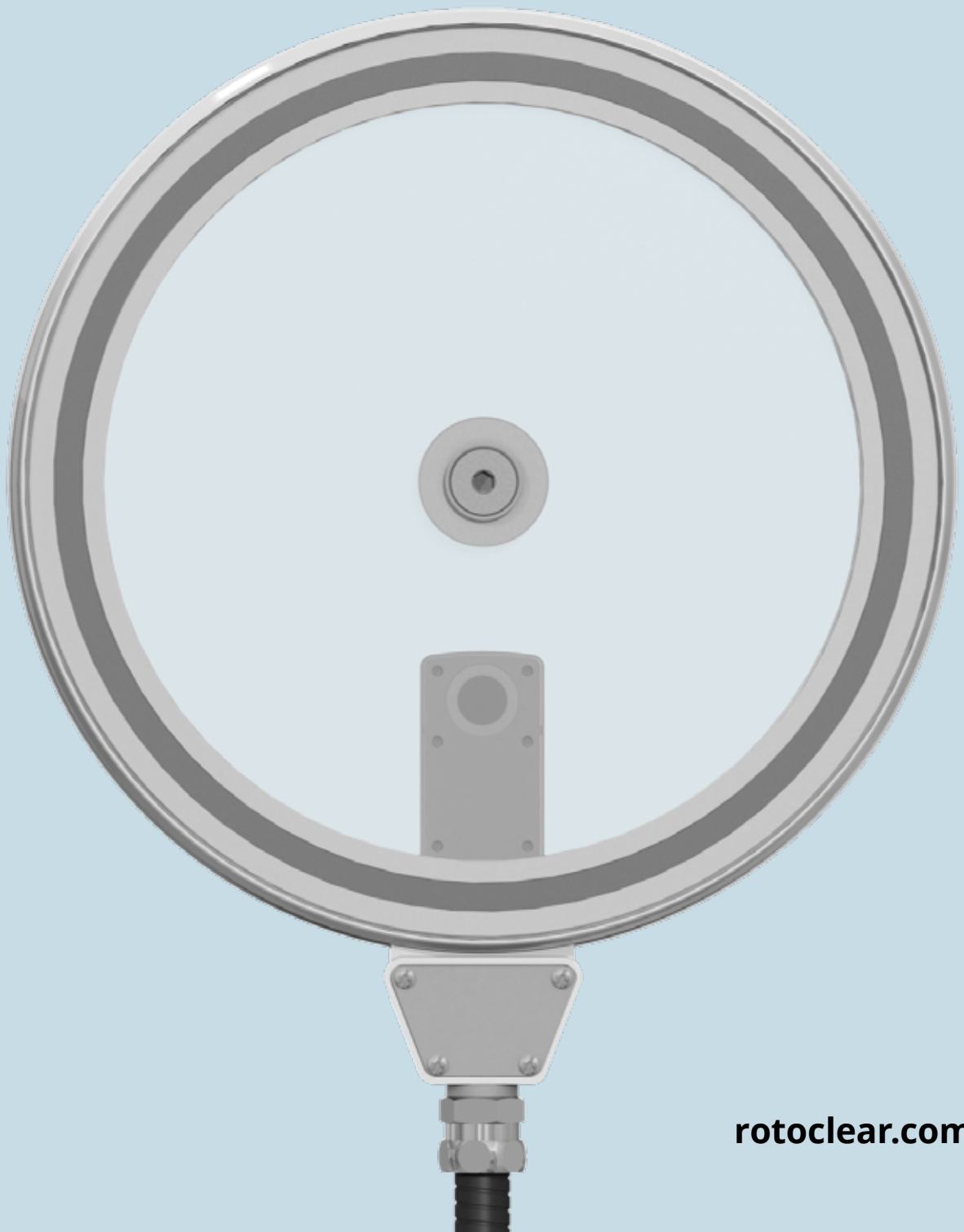
For EU (except Germany):

Tax-free intra community supply

Price list valid from December 1st 2018.

ROTO  CLEAR  
**VISION**

Great perspective  
for your component



[rotoclear.com](http://rotoclear.com)